

### Fund Objectives

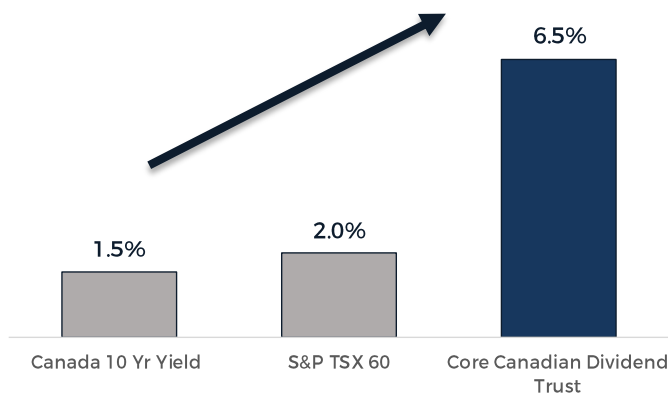
- ✓ Enhanced yield
- ✓ Lower volatility
- ✓ Exposure to high quality dividend paying Canadian equities

### Portfolio Characteristics

- ✓ Core portfolio of 15 Canadian equities
- ✓ High yielding investment universe
- ✓ Stable dividend growth
- ✓ Over double the yield of S&P/TSX

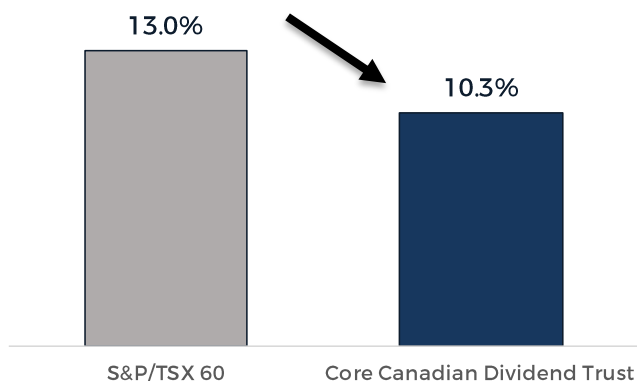
### Higher Yield

Dividend Yield



### Lower Volatility

Standard Deviation (Since Inception)



### Performance - Historical Track Record

	<u>1 M</u>	<u>YTD</u>	<u>1Y</u>	<u>3Y</u>	<u>5Y</u>	<u>10Y</u>	<u>SI</u>
<b>Core Canadian Dividend Trust</b>	0.3%	1.1%	14.6%	4.5%	5.6%	3.0%	3.5%

Inception on 11/16/2006

Core Canadian Dividend Trust  
Growth of \$10,000



- ✓ 43% Total return since inception
- ✓ 14.6% Total return over the last year
- ✓ Positive absolute returns over 1,3,5,10 and since inception time horizons

# Portfolio Characteristics

## ✓ Core Portfolio of 15 Canadian Equities

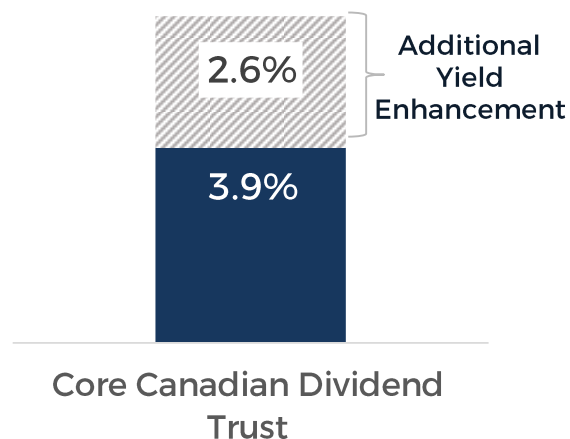
- Large capitalization
- High quality
- Dividend paying

## ✓ High Yield

- Underlying fund universe currently yields 3.9% vs 2.7% for TSX 60
- Portfolio yield enhanced through active option overlay strategy

## ✓ History of Dividend Growth

- Fund universe has grown dividends by 5.5% per year



## Fund Highlights

	Core Canadian Dividend Trust	S&P TSX 60 Index
✓ Total Returns (since incp)	3.5%	5.3%
✓ Enhanced Yield	6.5%	2.0%
✓ Lower Volatility (Std Dev)	10.3%	13.0%
✓ Low Correlation	.72	1.0
✓ Low Beta	.53	1.0

1 (416) 681-3966

[www.strathbridge.com](http://www.strathbridge.com)

[info@strathbridge.com](mailto:info@strathbridge.com)

## About Manager

- ✓ Strathbridge Asset Management Inc., experienced issuer with 10 investment funds
- ✓ One of Canada's most experienced option strategy managers, with over 20 years of investment management experience
- ✓ Proprietary selective call writing strategy utilized to enhance income generated from the portfolio and reduce volatility

## Disclaimer

This document may contain certain forward-looking statements. These statements may relate to future events or future performance and reflect management's current expectations. Such forward-looking statements reflect management's current beliefs and are based on information currently available to management. Although the forward-looking statements are based upon what management believes to be reasonable assumptions, there can be no assurance that actual results will be consistent with these forward-looking statements. Neither the Funds nor their respective managers assume any obligation to update or revise any forward-looking statement to reflect new events or circumstances. Actual results may differ materially from any forward-looking statement. Historical results and trends should not be taken as indicative of future operations. The Fund is not guaranteed, its value changes frequently and past performance may not be repeated. Unless otherwise indicated and except for returns for period less than one year, the indicated rates of return are the historical annual compounded total returns including changes in security value. All performance data take into account distributions or dividends paid to unitholders but do not take into account sales, redemption, distribution or optional charges or income taxes payable by any security holder that would have reduced returns.

strathbridge  
ASSET MANAGEMENT