

Fund Objectives

- ✓ Enhanced yield
- ✓ Lower volatility
- ✓ Strong track record

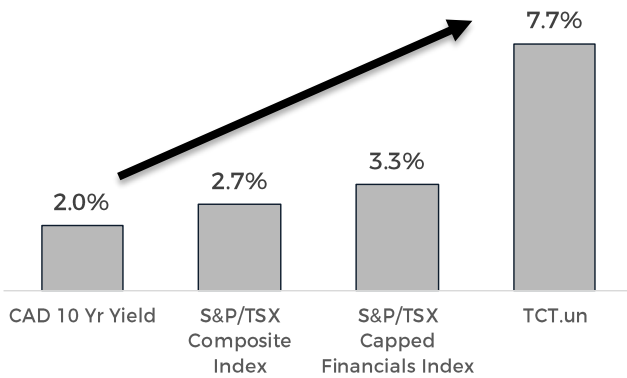
Portfolio Characteristics

- ✓ Canadian banks and life insurance exposure
- ✓ Attractive valuations
- ✓ Stable dividend growth

Higher Yield

- ✓ 2.2x the Yield of TSX Financials Index
- ✓ 3.6x the Yield of Government Bonds

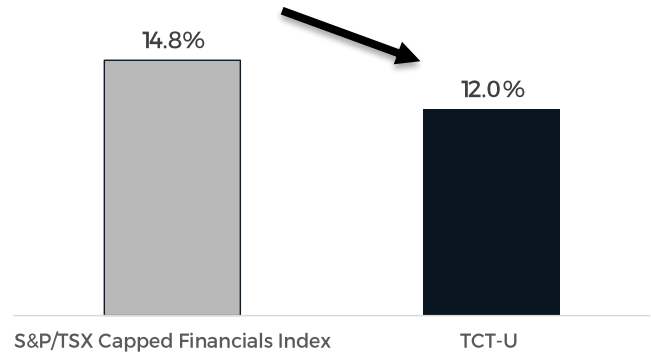
Yield



Lower Volatility

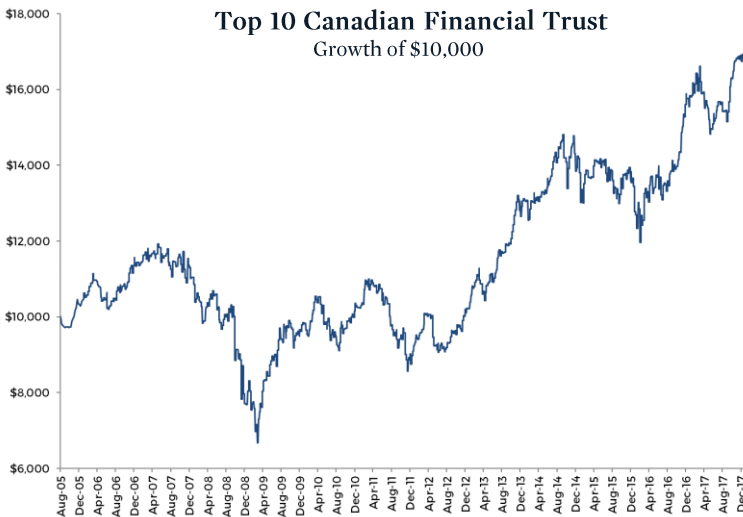
- ✓ Lower Volatility vs Financial index

Standard Deviation (Since Inception)



Performance – Strong Historical Track Record

	<u>YTD</u>	<u>1Y</u>	<u>3Y</u>	<u>5Y</u>	<u>10Y</u>	<u>SI</u>
Top 10 Canadian Financial Trust	8.4%	8.4%	6.0%	10.6%	4.3%	4.3%



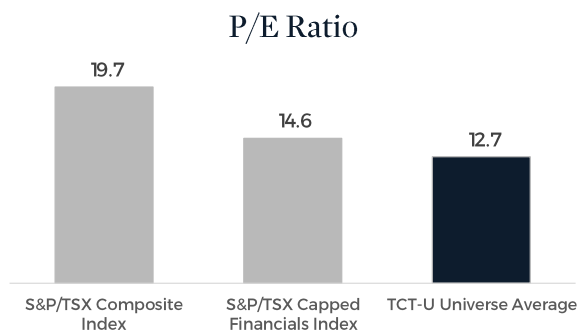
Inception on 8/2/2005
Annualized for periods longer than 1Yr

- ✓ 69% Total return since inception
- ✓ Positive absolute returns over 1,3,5,10 year and since inception time horizons
- ✓ Higher yield and lower volatility

Portfolio Characteristics

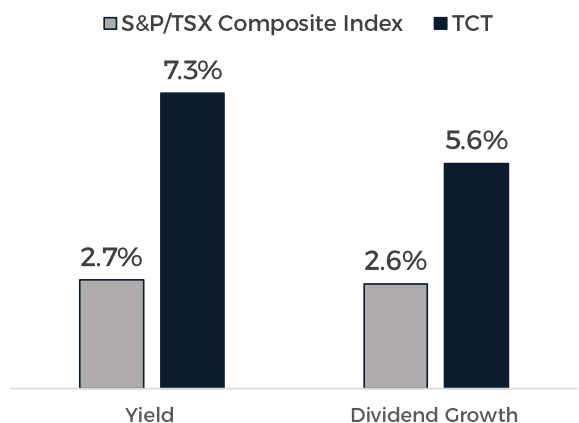
✓ Attractive Valuations

- Investment universe currently trades at significant discount to the market
- Over 35% discount to the 19.7x P/E ratio of the S&P TSX Index



✓ History of Stable Dividend Growth

- Fund universe has grown dividends by 5.6% over the last 10 years vs 2.6% for S&P TSX Index



✓ High Yield

- Portfolio Yield enhanced through active option overlay strategy
- 7.3% yield is 2.7x the yield of the TSX index

Fund Highlights

- ✓ Actively managed portfolio of Canadian banks and life insurance companies with attractive fundamentals
- ✓ Yield enhanced through option overlay strategy
- ✓ Lower Volatility
- ✓ Strong historical track record of returns

1 (416) 681-3966 | www.strathbridge.com | info@strathbridge.com

About Manager

- ✓ Strathbridge Asset Management Inc., experienced issuer with 10 investment funds
- ✓ One of Canada's most experienced option strategy managers, with over 20 years of investment management experience
- ✓ Proprietary selective call writing strategy utilized to enhance income generated from the portfolio and reduce volatility

Disclaimer

This document may contain certain forward-looking statements. These statements may relate to future events or future performance and reflect management's current expectations. Such forward-looking statements reflect management's current beliefs and are based on information currently available to management. Although the forward-looking statements are based upon what management believes to be reasonable assumptions, there can be no assurance that actual results will be consistent with these forward-looking statements. Neither the Funds nor their respective managers assume any obligation to update or revise any forward-looking statement to reflect new events or circumstances. Actual results may differ materially from any forward-looking statement. Historical results and trends should not be taken as indicative of future operations. The Fund is not guaranteed, its value changes frequently and past performance may not be repeated. Unless otherwise indicated and except for returns for period less than one year, the indicated rates of return are the historical annual compounded total returns including changes in security value. All performance data take into account distributions or dividends paid to unitholders but do not take into account sales, redemption, distribution or optional charges or income taxes payable by any security holder that would have reduced returns.