

### Fund Highlight

- ✓ Returned 10% per annum over the last 5 years
- ✓ Yields 6.2% (combined unit)
- ✓ Reduced volatility

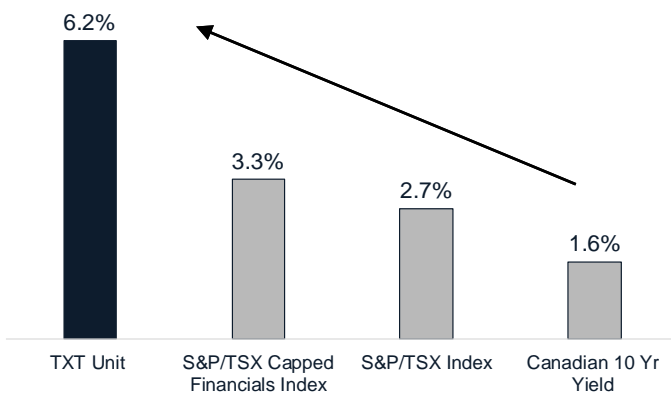
### Fund Objectives

- ✓ Enhanced yield
- ✓ Lower volatility
- ✓ Strong historical track record

### Higher Yield

- ✓ 1.8x the Yield of TSX Financials Index
- ✓ 3.9x the Yield of Government Bonds

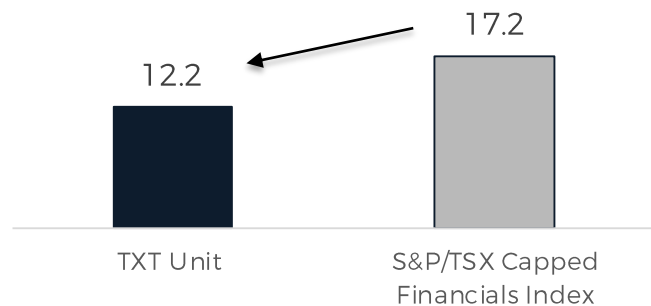
#### Yield



### Lower Volatility

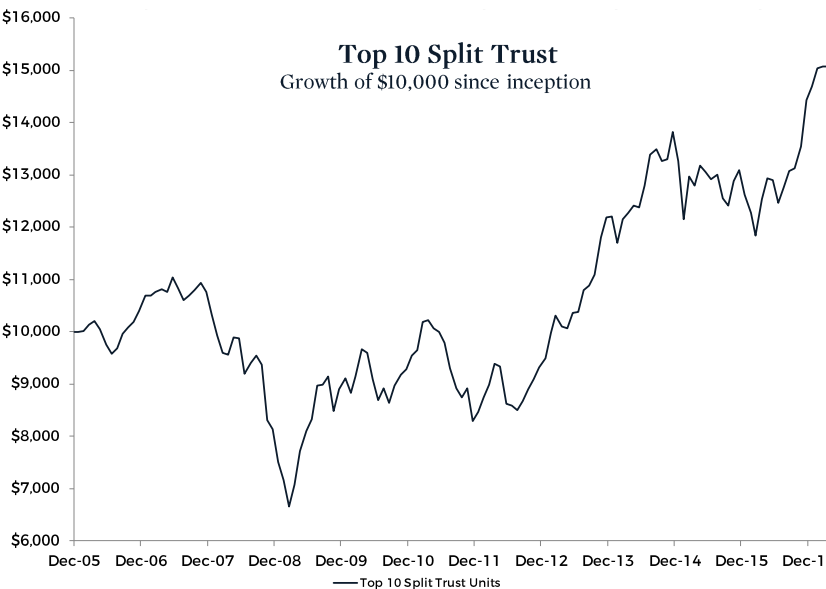
- ✓ Lower Volatility vs Financial Index

#### Standard Deviation (Since Inception)



## Performance – Strong Historical Track Record

	<b>YTD</b>	<b>1Y</b>	<b>3Y</b>	<b>5Y</b>	<b>10Y</b>	<b>SI</b>
<b>Top 10 Split Trust</b>	<b>2.5%</b>	<b>20.2%</b>	<b>7.1%</b>	<b>9.9%</b>	<b>3.4%</b>	<b>3.7%</b>



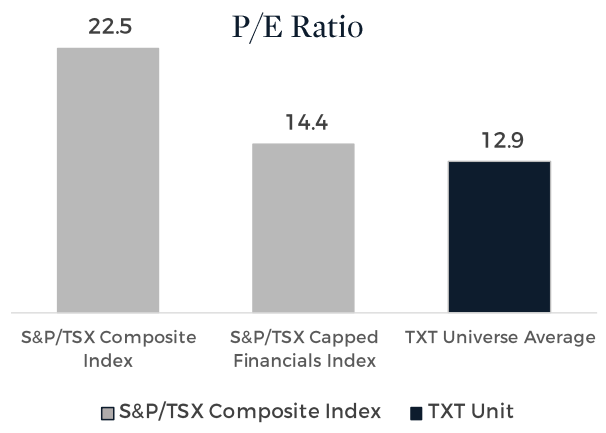
Inception on 8/2/2005  
Annualized for periods longer than 1yr

- ✓ TXT Unit has returned nearly 10% per annum over the last 5 years.
- ✓ Since Inception total return over 50%
- ✓ Positive absolute returns over 1,3,5,10 and since inception time horizons

# Portfolio Characteristics

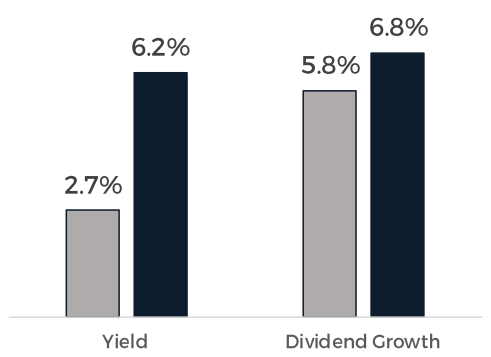
## ✓ Attractive Valuations

- Investment universe currently trades at significant discount to the market
- Over 42% discount to the 22.6x P/E ratio of the S&P TSX Index



## ✓ History of Stable Dividend Growth

- Fund Universe has grown dividends by 6.8% over the last 10 years vs 5.8% for S&P TSX Index



## ✓ High Yield

- Portfolio Yield enhanced through active option overlay strategy
- 7.4% yield is 2.7x the yield of the TSX index

## Split Share Structure

Class A Shares	<ul style="list-style-type: none"> <li>✓ Leverage to Canadian financial sector performance</li> <li>✓ 7.1% current yield</li> </ul>
Preferred Shares	<ul style="list-style-type: none"> <li>✓ Attractive 5.9% annual distribution</li> <li>✓ Tax-efficient distributions</li> </ul>

1 (416) 681-3966

[www.strathbridge.com](http://www.strathbridge.com)

[info@strathbridge.com](mailto:info@strathbridge.com)



## About Manager

- ✓ Strathbridge Asset Management Inc., experienced issuer with 10 investment funds
- ✓ One of Canada's most experienced option strategy managers, with over 20 years of investment management experience
- ✓ Proprietary selective call writing strategy utilized to enhance income generated from the portfolio and reduce volatility

## Disclaimer

This document may contain certain forward-looking statements. These statements may relate to future events or future performance and reflect management's current expectations. Such forward-looking statements reflect management's current beliefs and are based on information currently available to management. Although the forward-looking statements are based upon what management believes to be reasonable assumptions, there can be no assurance that actual results will be consistent with these forward-looking statements. Neither the Funds nor their respective managers assume any obligation to update or revise any forward-looking statement to reflect new events or circumstances. Actual results may differ materially from any forward-looking statement. Historical results and trends should not be taken as indicative of future operations. The Fund is not guaranteed, its value changes frequently and past performance may not be repeated. Unless otherwise indicated and except for returns for period less than one year, the indicated rates of return are the historical annual compounded total returns including changes in security value. All performance data take into account distributions or dividends paid to unitholders but do not take into account sales, redemption, distribution or optional charges or income taxes payable by any security holder that would have reduced returns.