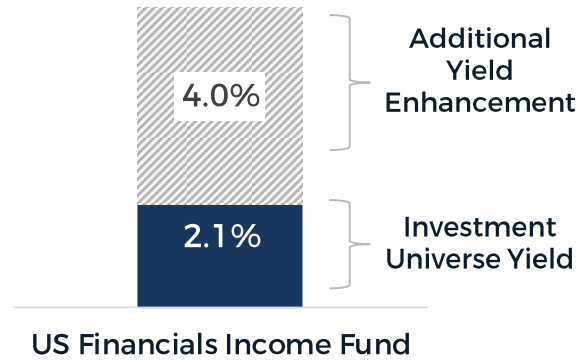
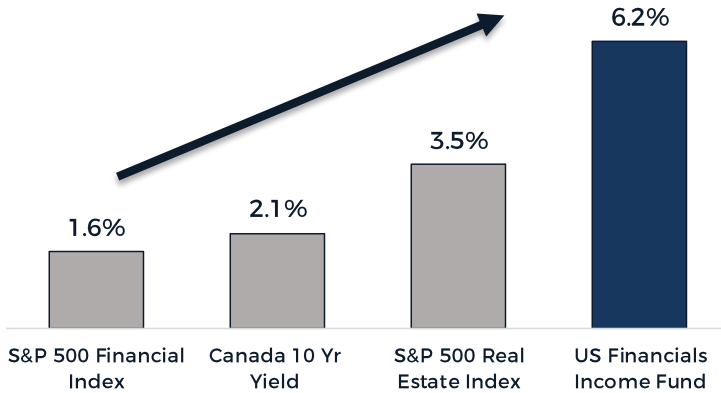


Fund Objectives

Portfolio Characteristics

- ✓ Enhanced yield
- ✓ Exposure to U.S. Financials sector, Alternative Asset Managers and REIT's
- ✓ Attractive valuation
- ✓ Sector benefit's from rising yields
- ✓ Strong dividend growth

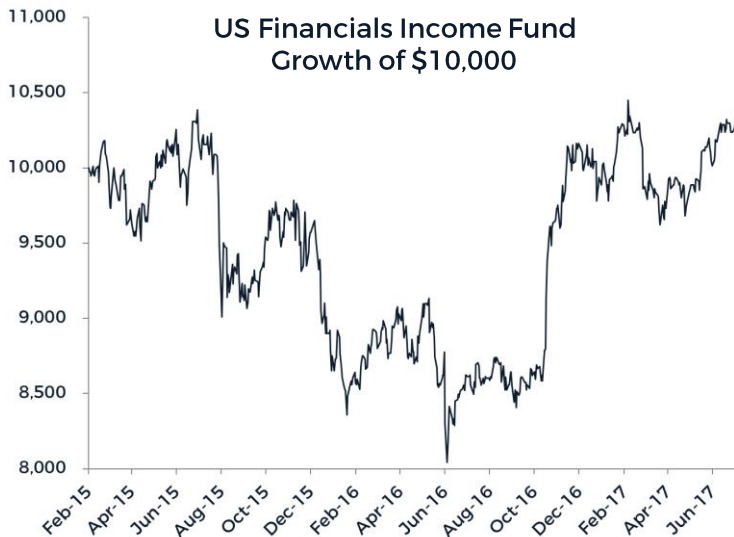
Enhanced Yield



- ✓ 6.2% current yield for US Financials Income Fund (USF.un)
- ✓ 3.7x yield of S&P 500 Financials sector
- ✓ Yield enhancement through active covered call strategy

Historical Performance

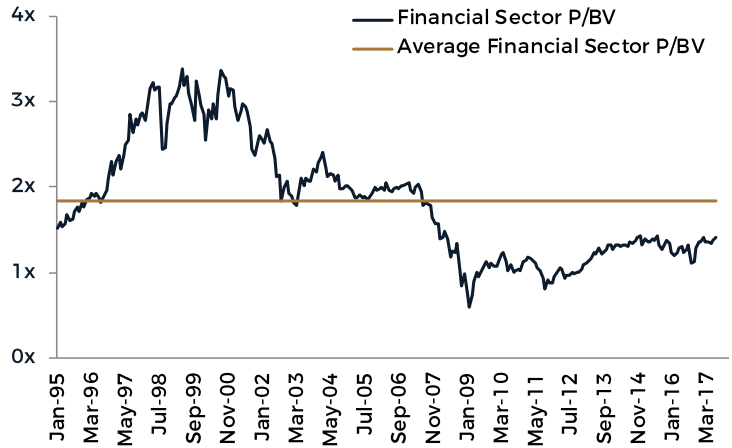
	<u>1M</u>	<u>3M</u>	<u>6M</u>	<u>YTD</u>	<u>1Y</u>	<u>SI</u>
US Financials Income Fund	1.2%	4.5%	4.8%	3.3%	20.6%	1.3%



- ✓ 20.6% total return over the last year
- ✓ Positive performance across YTD, 1 Year and since inception time horizon
- ✓ 6.2% yield
- ✓ Currently 100% hedged against US Dollar

✓ Attractive Valuation

S&P Financial sector is currently trading at 1.4x price to book, a 24% discount to the average since 1995.

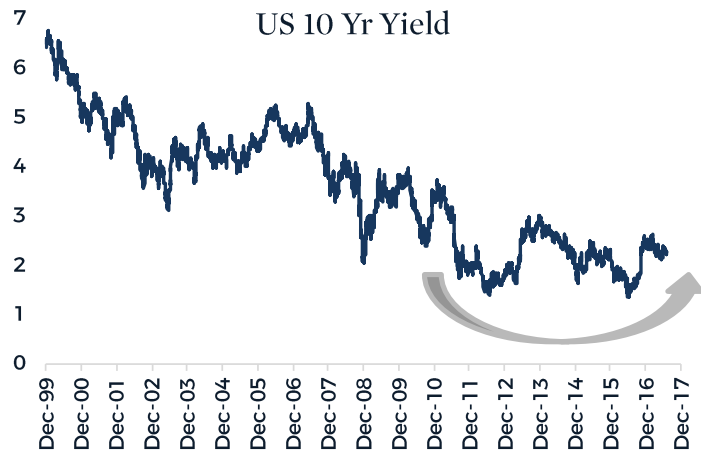


✓ Rising Yield Environment

Financial sector has historically benefitted from rising yields

US 10Yr yield currently sits at 2.3% up from a bottom of 1.36% on July 8, 2016

Financial sector has risen 37%, vs the S&P 500 total return of 18% since yields bottomed



✓ History of Dividend Growth

Fund investment universe has grown dividends by 7.8% per year

Manager expects increasing dividends and share buybacks due to strong capital ratios and improving regulatory environment

1 (416) 681-3966

www.strathbridge.com

info@strathbridge.com

About Manager



- ✓ Strathbridge Asset Management Inc., experienced issuer with 10 investment funds
- ✓ One of Canada's most experienced option strategy managers, with over 20 years of investment management experience
- ✓ Proprietary selective call writing strategy utilized to enhance income generated from the portfolio and reduce volatility

Disclaimer

This document may contain certain forward-looking statements. These statements may relate to future events or future performance and reflect management's current expectations. Such forward-looking statements reflect management's current beliefs and are based on information currently available to management. Although the forward-looking statements are based upon what management believes to be reasonable assumptions, there can be no assurance that actual results will be consistent with these forward-looking statements. Neither the Funds nor their respective managers assume any obligation to update or revise any forward-looking statement to reflect new events or circumstances. Actual results may differ materially from any forward-looking statement. Historical results and trends should not be taken as indicative of future operations. The Fund is not guaranteed, its value changes frequently and past performance may not be repeated. Unless otherwise indicated and except for returns for period less than one year, the indicated rates of return are the historical annual compounded total returns including changes in security value. All performance data take into account distributions or dividends paid to unitholders but do not take into account sales, redemption, distribution or optional charges or income taxes payable by any security holder that would have reduced returns.